



Sixth Form Colleges: 2017 key facts and figures



The Sixth Form Colleges Association (SFCA) has been representing the interests of Sixth Form Colleges since 1993, and all 90 Sixth Form Colleges in England are members. SFCA is the home of dedicated 16–19 providers and represents a growing number of 16–19 academies, 16–19 schools, and 16–19 free schools. A number of Further Education and Tertiary Colleges are also members of SFCA; a complete list can be found on the map overleaf.

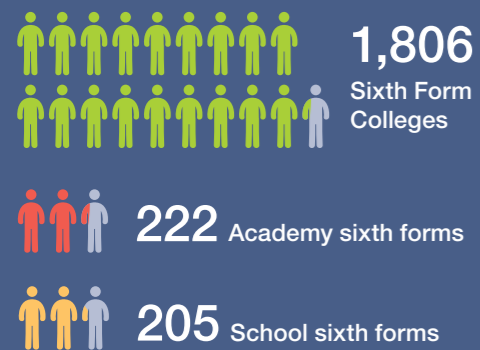
To ensure consistency in the use of data, this document only provides key facts on our 90 Sixth Form College members and their students.

16-19 students¹

Student and institution numbers

	Number of institutions	Total number of 16–19 students
Sixth Form Colleges	90	162,541
Academy sixth forms	1,418	315,086
School sixth forms	562	115,257

Average number of 16-19 students



Sixth Form Colleges by size

Number of 16–19 students	Number of SFCs
2500+	12
2000–2499	22
1500–1999	24
1000–1499	22
500–999	10

Free school meal eligibility at age 15²

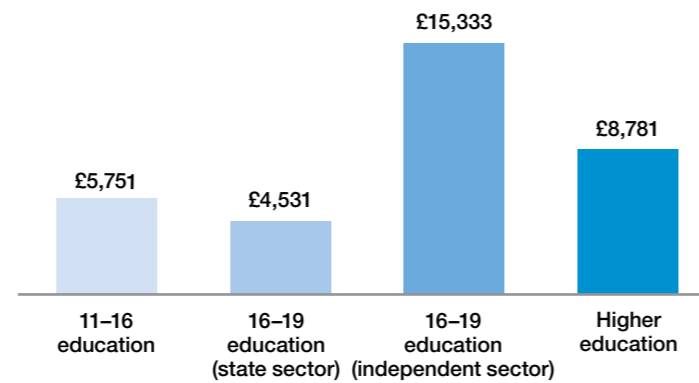
Sixth Form Colleges	11%
Non-selective school/academy sixth forms	10%
Selective school/academy sixth forms	3%

16-19 funding

Sixth form education is funded at a lower rate than both pre-16 and higher education.

The average funding received by Sixth Form Colleges and school/academy sixth forms is £4,531 per student. This is 21% less than the funding received to educate younger students in secondary schools, 48% less than the average university tuition fee of £8,781 and 70% less than the average sixth form fee in the independent sector (£15,333 per student).^{3,4,5}

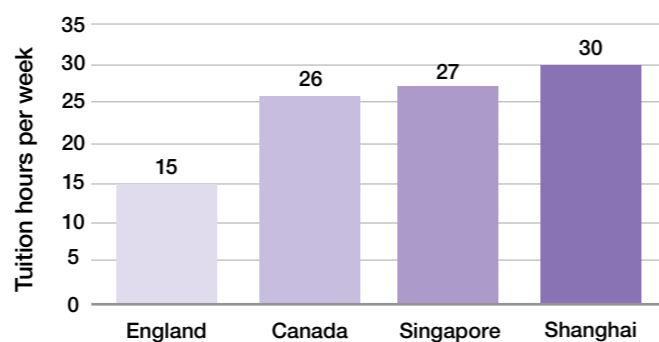
Annual education funding per student



The underfunding of 16–19 education is felt particularly acutely by Sixth Form Colleges as, unlike schools and academies, they cannot cross subsidise from the more generous funding available for younger students and do not have their VAT costs reimbursed. This is a tax on learning that requires the average Sixth Form College to redirect £385,914 per year away from the front line education of students to pay VAT.⁶

16–19 weekly tuition hours: international comparisons

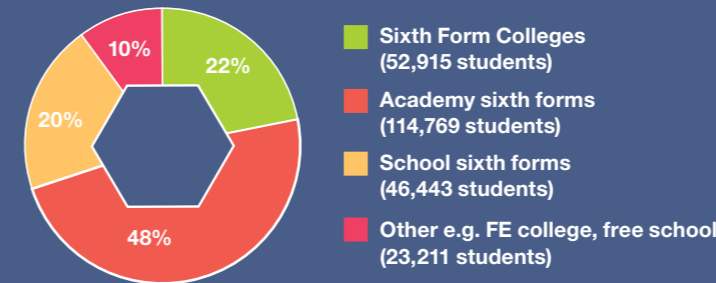
Sixth formers in England are now only funded to receive around half of the tuition time as sixth formers in other leading economies.⁷



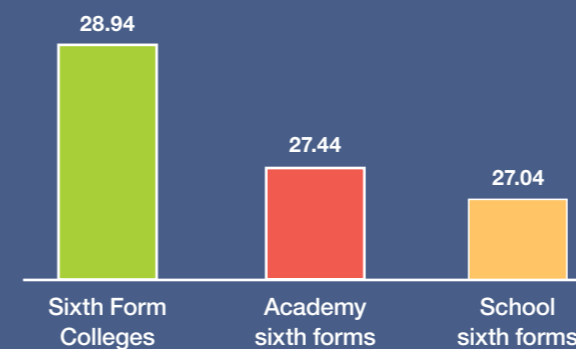
16-19 performance

Sixth Form Colleges are responsible for over a fifth (22%) of the A levels delivered in England each year and help their students to achieve better exam results than all other non-selective providers.⁸

A level delivery in England



Average A level point score per entry⁹



% of students achieving A*–C in English and Maths¹⁰

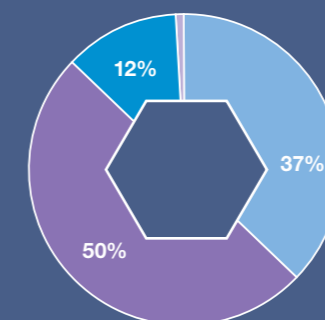
Although Sixth Form Colleges are Level 3 specialists, they lead the way at helping students to achieve A*–C in GCSE English and maths that had not done so by the end of Key Stage 4.

	English %	Maths %
Sixth Form Colleges	45	27
Academy sixth forms	39	18
School sixth forms	42	20

Ofsted inspection grades as published in February 2017¹¹

Grade 1 (Blue), Grade 2 (Purple), Grade 3 (Light Blue), Grade 4 (Light Purple)

87% of Sixth Form Colleges are graded good or outstanding



Progress to Higher Education¹²

	Overall education or employment	UK university	Top third university
Sixth Form Colleges	89%	55%	20%
Other state schools or colleges	87%	48%	15%

Progress of disadvantaged students to higher education¹³

Disadvantaged students educated at a Sixth Form College are more likely to progress to a UK university – and are more likely to progress to the most selective institutions – than disadvantaged students educated elsewhere in the state system.

	UK university	Top third university	Russell Group university
Sixth Form Colleges	55%	13%	8%
Other state schools or colleges	42%	10%	5%

Progress in higher education¹⁴

% continuing to study for a second year

	UK university	Russell Group university
Sixth Form College students	90%	94%
Other state school or college students	88%	94%

% obtaining a first class or upper second class honours degree

	UK university	Russell Group university
Sixth Form College students	76%	82%
Other state school or college students	74%	80%

Our members

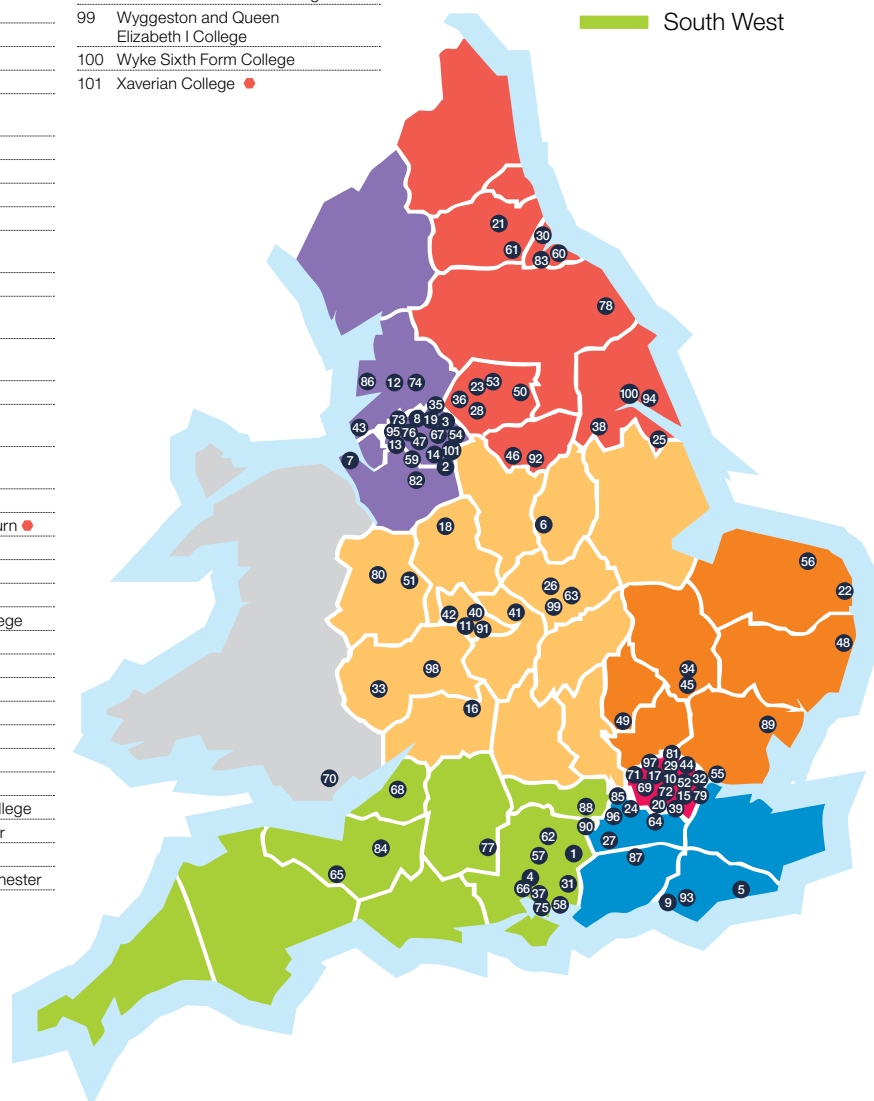
Our Roman Catholic Sixth Form Colleges are indicated by ●

- 1 Alton College
- 2 Aquinas College ●
- 3 Ashton Sixth Form College
- 4 Barton Peveril Sixth Form College
- 5 Bexhill Sixth Form College
- 6 Bilborough College
- 7 Birkenhead Sixth Form College
- 8 Bolton Sixth Form College
- 9 Brighton, Hove and Sussex Sixth Form College
- 10 The Brooke House Sixth Form College
- 11 Cadbury Sixth Form College
- 12 Cardinal Newman College ●
- 13 Carmel College ●
- 14 Cheadle and Marple Sixth Form College
- 15 Christ the King Sixth Form College ●
- 16 Cirencester College
- 17 City and Islington College
- 18 City of Stoke-on-Trent Sixth Form College
- 19 Connell Sixth Form College
- 20 Coulsdon Sixth Form College
- 21 Durham Sixth Form Centre
- 22 East Norfolk Sixth Form College
- 23 Elliott Hudson College
- 24 Esher College
- 25 Franklin College
- 26 Gateway College
- 27 Godalming College
- 28 Greenhead College
- 29 Haringey Sixth Form College
- 30 Hartlepool Sixth Form College
- 31 Havant Sixth Form College
- 32 Havering Sixth Form College
- 33 Hereford Sixth Form College
- 34 Hills Road Sixth Form College
- 35 Holy Cross College ●
- 36 Huddersfield New College
- 37 Itchen Sixth Form College
- 38 John Leggott College
- 39 John Ruskin College
- 40 Joseph Chamberlain Sixth Form College
- 41 King Edward VI College, Nuneaton
- 42 King Edward VI College, Stourbridge
- 43 King George V College
- 44 Leyton Sixth Form College
- 45 Long Road Sixth Form College
- 46 Longley Park Sixth Form College
- 47 Loreto College ●
- 48 Lowestoft Sixth Form College

- 49 Luton Sixth Form College
- 50 NEW College Pontefract
- 51 New College Telford
- 52 Newham Sixth Form College
- 53 Notre Dame Catholic Sixth Form College ●
- 54 Oldham Sixth Form College
- 55 Palmer's College
- 56 Paston Sixth Form College
- 57 Peter Symonds College
- 58 Portsmouth College
- 59 Priestley College
- 60 Prior Pursglove College
- 61 Queen Elizabeth Sixth Form College
- 62 Queen Mary's College
- 63 Regent College
- 64 Reigate College
- 65 Richard Huish College
- 66 Richard Taunton Sixth Form College
- 67 Rochdale Sixth Form College
- 68 Saint Brendan's Sixth Form College ●
- 69 Saint Charles Catholic Sixth Form College ●
- 70 Saint David's College ●
- 71 Saint Dominic's Sixth Form College ●
- 72 Saint Francis Xavier Sixth Form College ●
- 73 Saint John Rigby College ●
- 74 Saint Mary's College, Blackburn ●
- 75 Saint Vincent College
- 76 Salford City College
- 77 Salisbury Sixth Form College
- 78 Scarborough Sixth Form College
- 79 Shooters Hill Campus
- 80 Shrewsbury Colleges Group
- 81 Sir George Monoux College
- 82 Sir John Deane's College
- 83 Stockton Sixth Form College
- 84 Strode College
- 85 Strode's College
- 86 The Blackpool Sixth Form College
- 87 The College of Richard Collyer
- 88 The Henley College
- 89 The Sixth Form College, Colchester

- 90 The Sixth Form College Farnborough
- 91 The Sixth Form College, Solihull
- 92 Thomas Rotherham College
- 93 Varndean College
- 94 Wilberforce Sixth Form College
- 95 Winstanley College
- 96 Woking College
- 97 Woodhouse College
- 98 Worcester Sixth Form College
- 99 Wyggeston and Queen Elizabeth I College
- 100 Wyke Sixth Form College
- 101 Xaverian College ●

- North East
- North West
- Midlands
- East
- London
- South East
- South West



References

- 1 Education Funding Agency, 16-19 allocation data, 2016 to 2017 academic year: <https://www.gov.uk/government/publications/16-to-19-allocation-data-2016-to-2017-academic-year>
- 2 Based on responses to two parliamentary questions, Hansard sources: <http://www.parliament.uk/business/publications/written-questions-answers-statements/written-question/Commons/2016-12-13/57356/> and <http://www.parliament.uk/business/publications/written-questions-answers-statements/written-question/Commons/2017-02-17/64323>
- 3 DfE performance tables indicates that grant funding per student in secondary schools is £5,751, this compares to an average of £4,531 per student across school/academy sixth forms and Sixth Form Colleges (based on EFA 16-19 allocation data for 2016/2017).
- 4 Office for Fair Access: <https://www.offa.org.uk/press/quick-facts>
- 5 Independent Schools Council Census 2016: https://www.isc.co.uk/media/3179/isc_census_2016_final.pdf
- 6 Sixth Form Colleges Association, Funding Impact Survey, October 2016: <http://www.sixthformcolleges.org/sites/default/files/191016%20SFCA%20Funding%20Impact%20Survey%20FINAL.pdf>
- 7 UCL Institute of Education, Tuition time in upper secondary education (16-19): Comparing six national education systems, updated October 2016: www.sixthformcolleges.org/sites/default/files/171016%20Tuition%20time%20in%20upper%20secondary%20education.pdf
- 8 A level retention measure found in Department for Education, A level and other 16 to 18 results: 2015 to 2016 (revised): <https://www.gov.uk/government/statistics/a-level-and-other-16-to-18-results-2015-to-2016-revised>
- 9 Department for Education, 16-18 schools and colleges performance tables, 2015 to 2016: <https://www.compare-school-performance.service.gov.uk/download-data?currentstep=data-types®iontype=all&la=0&downloadYear=2015-2016&datatypes=ks5>. To make meaningful comparisons, grammar schools were excluded from the analysis because their students have much higher levels of prior attainment (GCSE results) than other providers, and much lower levels of Free School Meal eligibility.
- 10 Department for Education, Level 1 and 2 attainment in English and maths by students aged 16-18: academic year 2014/15: <https://www.gov.uk/government/statistics/level-1-and-2-english-and-maths-16-to-18-students-2014-to-2015>
- 11 Ofsted data: Management information - further education and skills - as at 28 February 2017: <https://www.gov.uk/government/statistical-data-sets/monthly-management-information-ofsted-further-education-and-skills-inspections-outcomes-from-december-2015>
- 12 Department for Education, Destinations of key stage 4 and key stage 5 pupils: 2015 (revised): <https://www.gov.uk/government/statistics/destinations-of-ks4-and-ks5-pupils-2015-revised>. The comparisons here exclude selective providers (see ref. 8)
- 13 Disadvantaged students are those who were eligible for free school meals at any point in the previous six years or were looked after continuously for at least 6 months. These are the students who generally would have attracted the pupil premium at the end of the 2011/12 academic year when in year 11.
- 14 SFCA analysis of data provided by HESA.